


FIRETUF DATA 2P LSHF-FR

SF/UTP 2x2xAWG22/1 cable with circuit integrity behavior



Application

Campus wiring, Riser applications, Horizontal backbone wiring, Building control systems, Intelligent fire alarm systems. Circuit integrity structured wiring alarm cable, compatible with all known connection systems to EN 50173 IEEE 802.3: 10Base-T; (100Base-T <75m), IEEE 802.5 16 MB; ISDN; TPDDI; ATM RS485 (10Mbits)

Standards

Generally to ISO/IEC 11801: 95, EN 50173:95; EN 50288-1
 Generally caterogised between Cat 3 and Cat 5 see notes 1, 2, 3, 4, 5
 Passes – ISO/IEC 11801 class D (95); TIA Cat 5 Ch (TSB67); ISO/IEC 11801 Class C

Flame resistance

Low Smoke:	BSEN 50268, IEC 61034-2,	
Halogen Free:	IEC 60754-1&2	
Flame Retardant:	IEC 60332-1, IEC 60332-3-24, BS4066 part 3, UL 1581 VW 1	
Circuit Integrity:	BS5839-1 2002 (clause 26.2e); BS8434-2; BSEN 50200, IEC60331	
	BS5839 enhanced 3 in 1 test	Passed
	Continued data operation @ 950°C	> 2 hours
	BS6387 CWZ	Passed
	BS EN 50200 (IEC60331)	>3 hours

Certification

Approved by LU (London Underground) – Independently tested by BRE Global.
 Fire resistant BS5839-1 (clause 26.2e); BS8434-2; BSEN 50200
 Flame retardant BS4066 part 3; Smoke emission BSEN 20568
 LUL-Flammability, smoke & fume 2-01001-002
 LU STANDARD e4156 part 1 – Approval ref TLL-ENG-MATTS-0076 (dated 21/06/2007)

FIRETUF DATA 2P LSHF-FR

Construction

Conductor	Bare copper wire, Ø 0.65 mm (AWG 22) 0.332mm ²
Insulation	PE/Silicone Rubber ¹ , Ø PE 1.0mm and Silicone Rubber 1.7 mm
Twisting	2 cores to the pair
Cable lay up	2 pairs to the core
Fire protection wrapping	Glass tape
Screen	stranded drain wire + Al-PET-foil + copper braid, tinned
Sheath	Halogen free, flame retardant thermoplastic sheathing compound acc. to EN 50290-2-27, Ø 8.2 mm
Colour	red RAL 3000
Marking	Firetuf Data (910244) 0.65mm x 2 pairs BS5839 + 26.2e Draka UK (then 105 spaces then) Firetuf Data (910244) 0.65mm x 2 pairs BS5839 + 26.2e Draka UK DD/MM/YY XXXX ####m

Note¹ - Silicone rubber insulation especially for circuit integrity cables

Mechanical properties

Bending radius	without load	≥ 32.5 mm
	with load	≥ 65 mm
Temperature range	during operation	-20°C to + 60°C
	during installation	0°C to + 50°C

Electrical properties

at 20°C ± 5°C

Loop resistance		≤ 110 Ω/km
Resistance unbalance		≤ 2%
Insulation resistance	(500 V) 1 minute	≥ 2000 MΩ*km
Mutual capacitance	at 800 Hz	Nom. nF/km
Capacitance unbalance	(pair/ground)	≤ 1600 pF/km
Characteristic impedance	(at 10) MHz	(100 ± 15) Ω
Nominal velocity of propagation		ca. 57 %
Test voltage	(DC, 1 min) core/core and core/screen	1000 V
Transfer Impedance	at 10 MHz	5 mΩ/m
Current carrying capacity per pair	AC 2.0 Amps	DC 2.5 Amps
Voltage drop single phase /DC	115 mV/A/m	

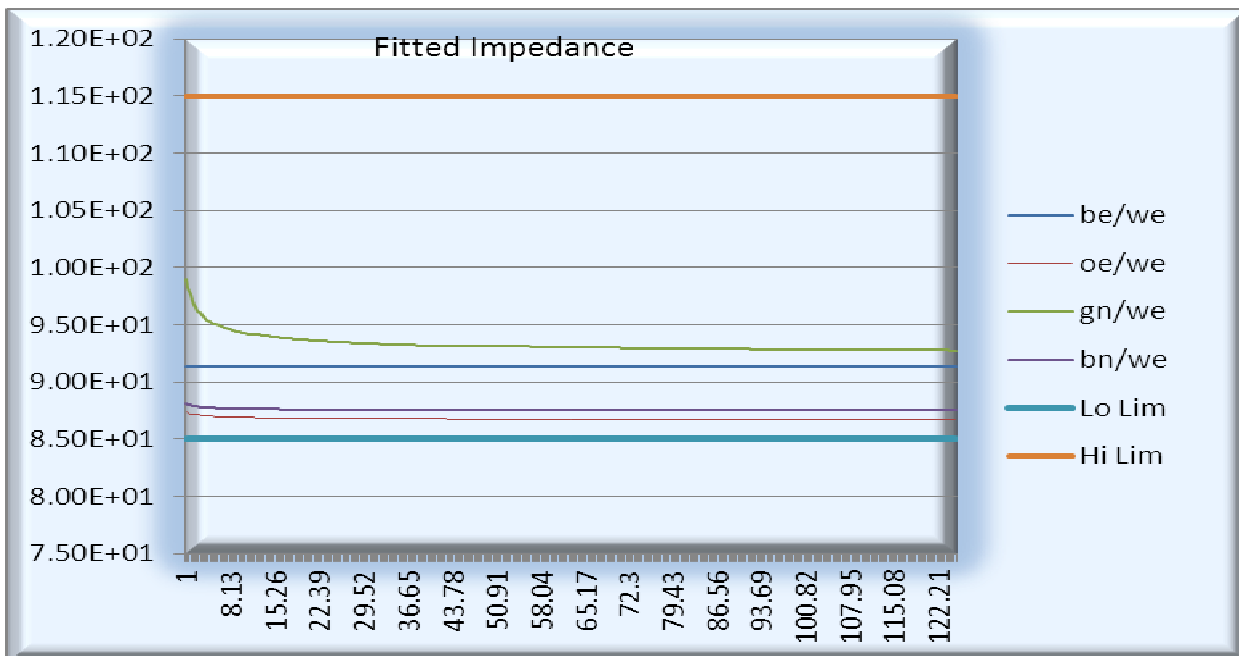
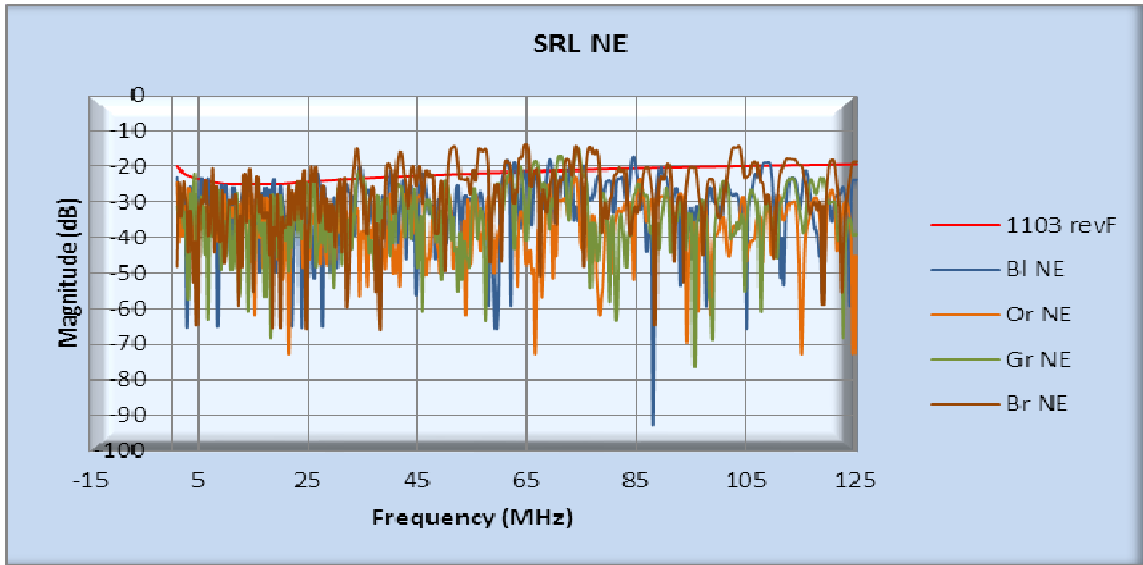
Note² - Structured cabling Characteristic Impedance is normally within (100 ± 5) Ω , due to the insulation system this is not achievable all the time

Note³ Structured cabling systems minimum for c=65%, due to the insulation (PE + Sil Rbr) system this is not achieved, that is nvp 0,57

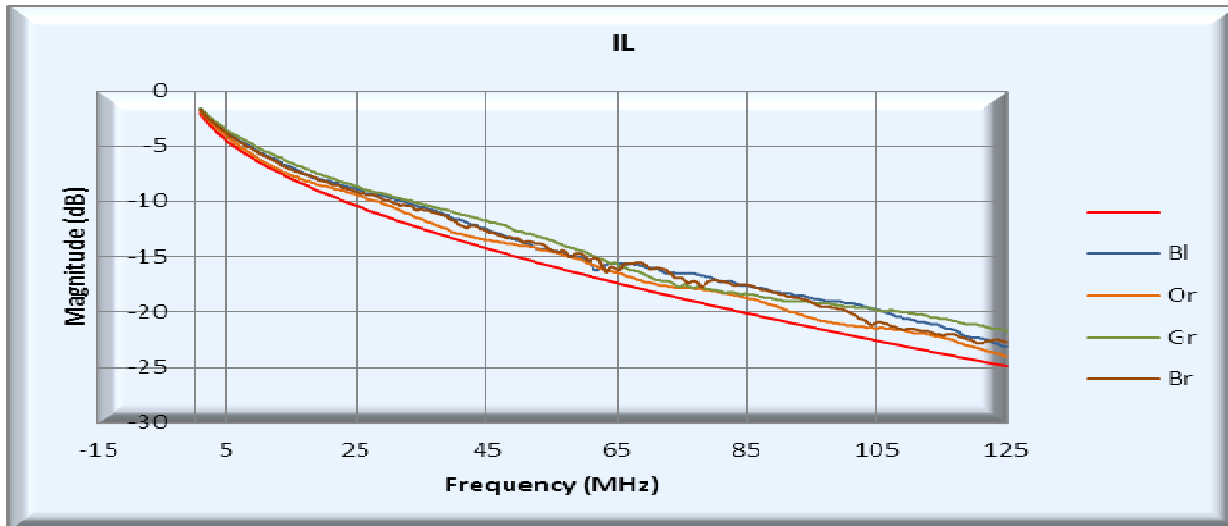
FIRETUF DATA 2P LSHF-FR

Electrical data (nominal)

acc. to Cat.5 (at 20°C)



FIRETUF DATA 2P LSHF-FR



Technical data

Part number	Cable type DIN/VDE	Product name	Outer diameter mm	Fire load		Weight kg/km	Copper content	Tensile force N
				MJ/km	kWh/m			
60018008	J-2Y/2G(St)CH 2x2x0.65 -100	ICS IE FIRETUF DATA 2P LSHF-FR	8.2			86.6	37.5	100

[PRODUCT CODE TABLE]

© PRYSMIAN GROUP 2011, All Rights Reserved

All sizes and values without tolerances are reference values. Specifications are for product as supplied by Prysmian Group: any modification or alteration afterwards of product may give different result.

The information contained within this document must not be copied, reprinted or reproduced in any form, either wholly or in part, without the written consent of Prysmian Group. The information is believed to be correct at the time of issue. Prysmian Group reserves the right to amend this specification without prior notice. This specification is not contractually valid unless specifically authorised by Prysmian Group.